



Features:

- Universal AC input range(90~264Vac)
- DC input range(127~370Vdc)
- Built-in current limiting circuit
- Output protections: OVP/OLP/SCP
- Wide operating ambient temp (-25°C~50°C)
- Can be installed on TS-35/7.5 or TS-35/15
- Cooling by free air convection
- 100% full load burn-in test
- 2 years warranty



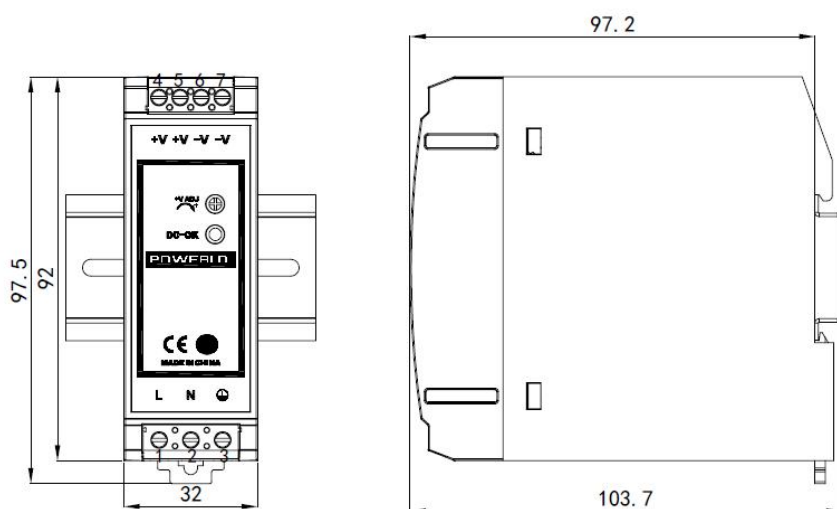
SPECIFICATION

MODEL		DG-15-S12	DG-15-S24
OUTPUT	DC Output	12V	24V
	Rated Current	1.25A	0.65A
	Current Range	Note 1 0~1.25A	0~0.65A
	Ripple and Noise	10< Ta≤50°C	≤60mV
	Note 2	-25≤Ta≤10°C	≤120mV
	Voltage ADJ Range	12~14V	24~28V
	Voltage Accuracy	±1.0%	
	Line Regulation	±0.5%	
	Load Regulation	±1.0%	
	Set-up Time	<1500mS(230Vac input, Full load)	
	Hold up Time	≥20mS(230Vac input, Full load)	
Temperature Coefficient	±0.03%/°C		
Overshoot and Undershoot	<5.0%		
INPUT	Voltage Range	90Vac~264Vac	
	Frequency Range	47Hz~63Hz	
	Power Factor (typical)	/	
	Efficiency (Typical)	77%(230Vac input, Full load)	80%(230Vac input, Full load)
	AC Current (max.)	<0.5A	
	Inrush Current (Typical)	< 50A/230Vac Cold start	< 50A/230Vac Cold start
PROTECTION	Over Load	120%~150% of rated current, Hiccup mode, auto recovery	
	Over voltage	15~16.8V	28.8~31.2V
		Protection type: Shut down , power supply will restart again	
	Over temperature	/	
Short Circuit	Long-term mode, auto recovery		
ENVIRONMENT	Operating amb. Temp. & Hum.	-25°C~50°C; 20%~90%RH No condensing	
	Storage Temp. & Hum.	-40°C~85°C; 5%~95%RH No condensing	
SAFETY & EMC Note 3	Safety Standards	EN60950-1 certified	
	Withstand Voltage	Primary-Secondary:3.0KVac; ≤10mA .Primary-PG:1.5KVac; ≤10mA. Secondary-PG:0.5KVac≤10mA.	
	Leakage Current	Input—output: ≤0.25mA Input—PG: ≤3.5mA	
	Isolation Resistance	Primary-Secondary: >10M ohms .Primary-PG: >10M ohms. Secondary-PG: >10M ohms	
	EMC Emission	Compliance to EN55022, EN55024, Class B	
	Harmonic Current	Compliance to EN61000-3-2, CLASS A	
EMC Immunity	Compliance to EN61000-4-2,3,4,5,6,8,11; EN55024 light industry level		

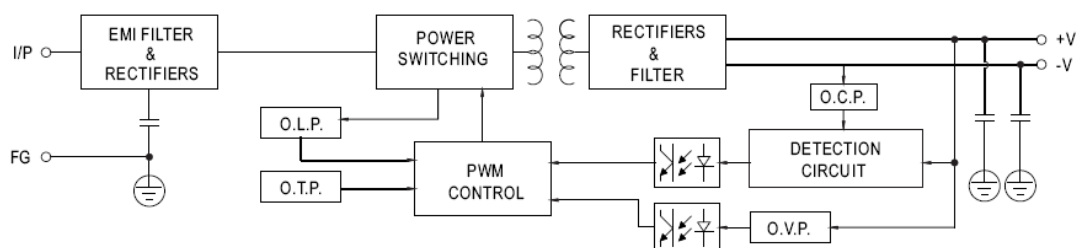
OTHERS	MTBF (MIL-HDBK-217F)	More than 300,000Hrs (25°C, Full load)
	Dimension	32*97.5*103.7mm(W*H*D)
	Packing	36PCS/CTN
	Cooling method	Cooling by free air convection
NOTE	1. All parameters NOT specially mentioned are measured at rated input, rated load and 25°C of ambient temperature. 2. Measured at 20MHz of bandwidth by using a 12" twisted pair-wire terminated with a 0.1 uF & 10uF parallel capacitor. 3. The SPS is considered a component which will be installed into final equipment. The equipment must be re-confirmed that it still meets EMC directives. 4. I Division of all the parameters of the test method and measurement standards remain within the scope of the law to allow the final interpretation. If you have any questions, please contact our customer service staff	

Mechanical Specification

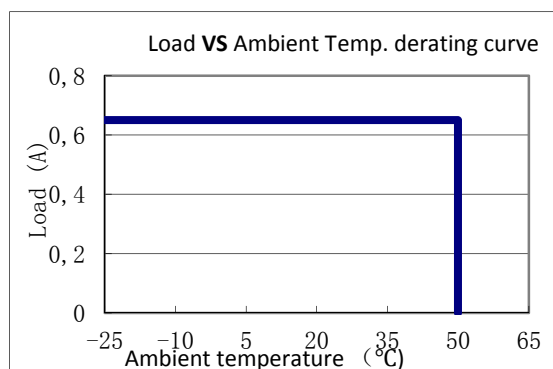
Unit: mm



Block Diagram



DG-15-S24



DG-15-S12

